



[Note to presenters, while we use the acronym NYSSB through the script, it is less awkward to use the term "the Seal" instead of NYSSB.]

- ‡ "V' o' o " 8 'u 'U " "

..... V' ∞''

MODULE OBJECTIVES



Participants will be able to:

- Give an overview of the NYS Seal of Biliteracy (NYSSB)
- Provide a reason why schools should consider creating a NYSSB program for students,
- Explain the criteria that a student could meet to earn the NYSSB at their school;
- Explain the basic timeline for school to develop a NYSSB program;
- Give an example of a potential culminating project based on the Seal of Biliteracy.

0

"

8

o

h

o

-

V' oo"

-

V' oo"

8

‡

o

v

\

‡

o

V' oo"

WELCOME & INTRODUCTIONS

Please introduce yourself to, and introduce yourself to the group, including:

- Your name;
- Your school;
- Your role in the school;
- What you know about the NYS CR of Biliteracy; and
- One thing you hope to gain from this module series.



THE NYSSB

The NYSSB is affixed to the student's diploma and is noted on the student's official high school transcript and on the registration program.





o
"

V' œ"

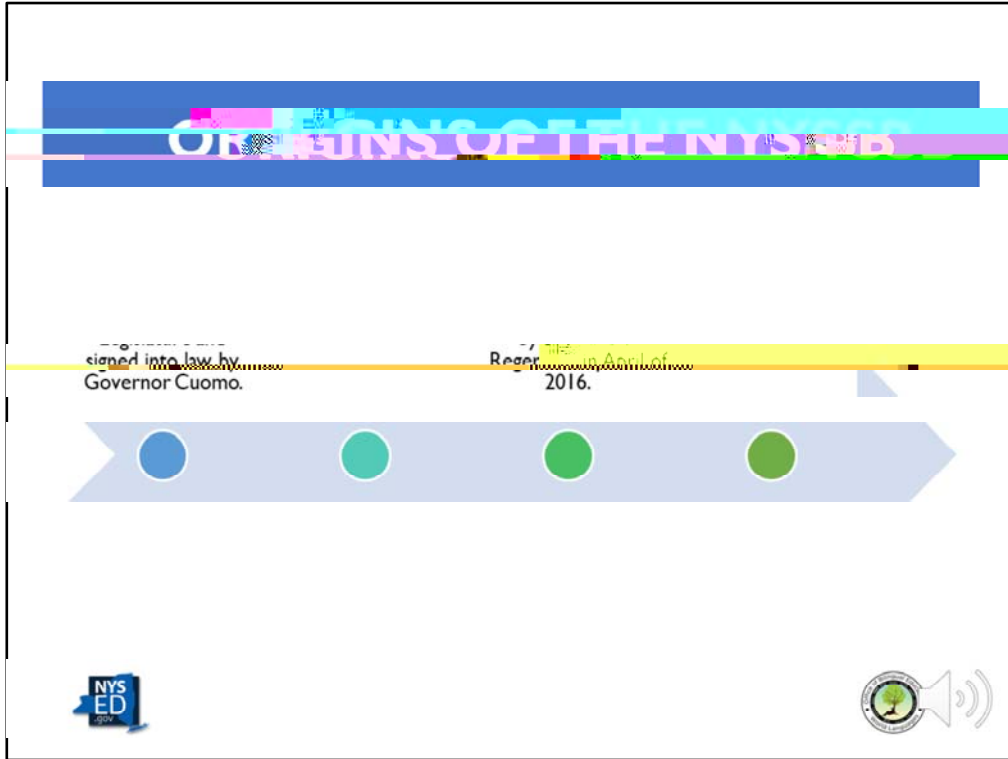
V

o

u V' œ"

u V' œ"

u



u

V' oo"

V "

o

u o "

8

#

@

V "

o "

k

u

k

o "

u

V' oo"

ORIGINS OF THE NYSSB

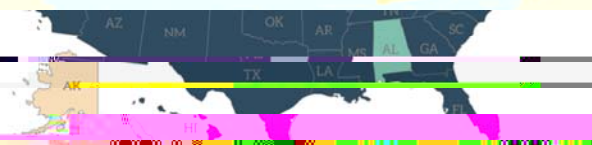
The Seal of Bilingualism began in California in 2008.

● Approved State Seal ● Under Consideration ● Early State Seal



Only 30 states plus the District of Columbia offer a State Seal of Bilingualism.

New York was second only to California to



Source: <https://sealofbilingualism.org/>

o) #
o "
V " o "
U " o "

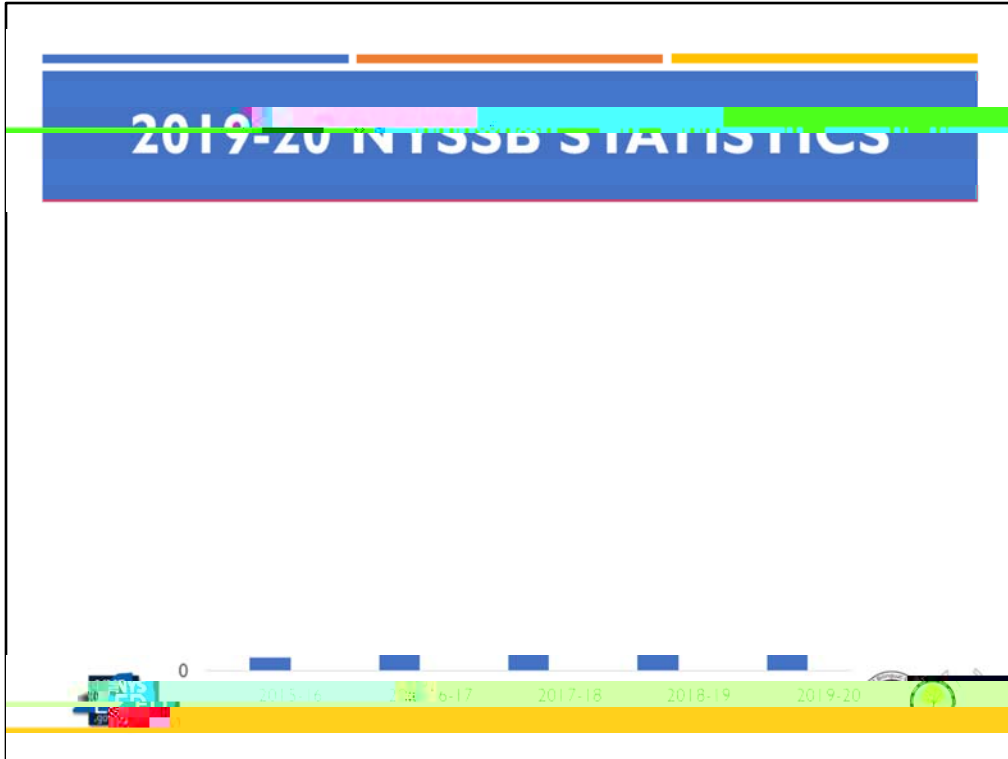
2019-20 NYSSB STATISTICS

294 schools offered the NYSSB in 2019-20

That's **one in every five** NYS public schools.

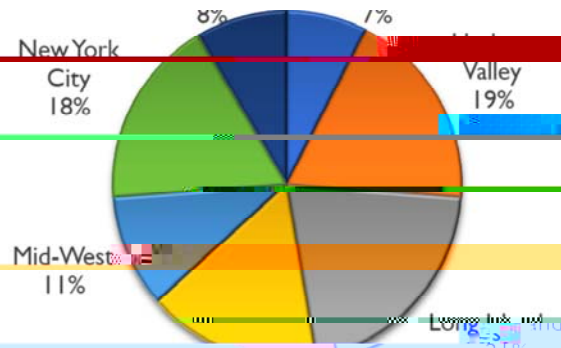


- @NYSED
- <https://www.nysed.gov/nyssb>



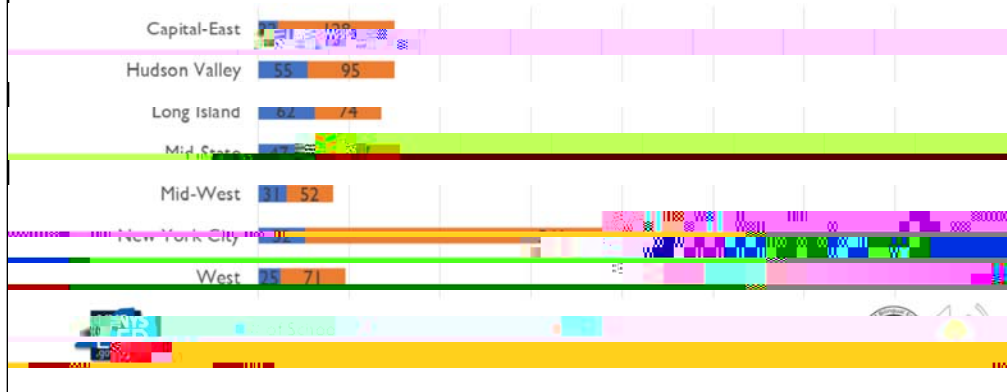
- u
- -

2019-20 NISSB STATISTICS




- u o

2019-20 NYSSB STATISTICS



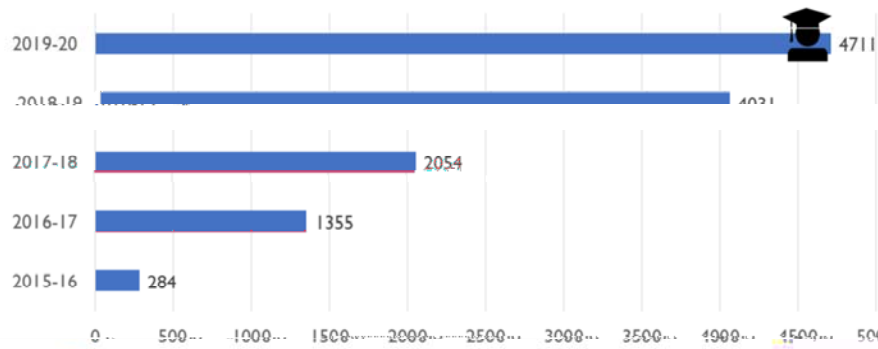
- u
- ‡



- @ [California State University](#) V o o

ALABAMA STATE COLLEGE

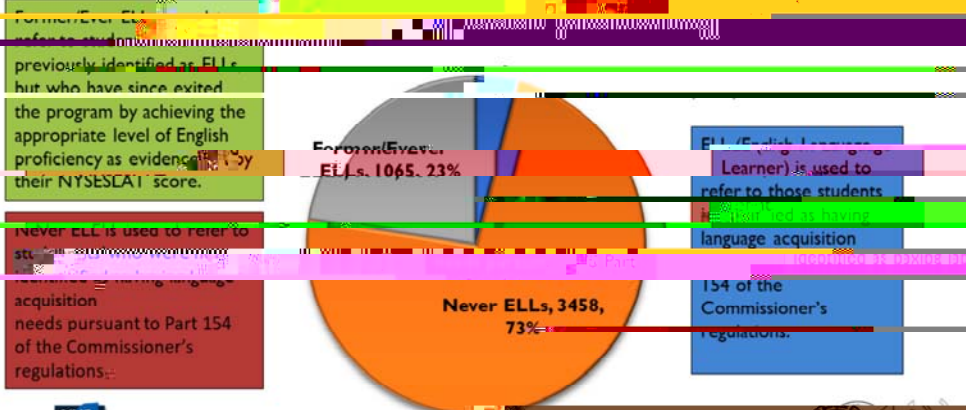
Enrollment Statistics for AY 2019-20 (2015-16 to 2019-20)





Since 2015, 16 more than 14,000 systems have earned the NYCSR

Percentage of Students Earning the NYSSB by ELL



- u " 0
- o 7 - -∞ V -∞ 0 0 -∞
- u -∞ # k
- u 7 - -∞ -∞ V' o-∞ u'
- u V -∞

SUGGESTED TIMELINE FOR THE NYS SEAL OF BILITERACY	
<p>General guidelines for implementation</p> <ul style="list-style-type: none"> 5 stages Key tasks Suggested months to complete each task 	<p>Formation Seal of Biliteracy Committee: Aug</p> <ul style="list-style-type: none"> Administrator, Guidance counselor, World Language Teacher, ELA teacher, ESOL/ENL teacher SBC members read the NYS Seal of Biliteracy Manual
	<p>Communication of the program: Sept-Oct</p> <ul style="list-style-type: none"> Establish points of contact for the students, parents and stakeholders
	<p>Program implementation: Nov-Dec</p> <ul style="list-style-type: none"> Develop criteria for her/his/their language proficiency Seek academic staff involvement Begin student recruitment and awards process Develop process for her/his/their language proficiency Develop process for her/his/their language proficiency
	<p>Notification to NYSED of intent to establish the NYSSB program for the year: Nov-Dec</p> <ul style="list-style-type: none"> Complete the online School Notification Form (by December 31)
	<p>Student application and advisor assignment: Jan-Feb</p> <ul style="list-style-type: none"> Students submit applications Match Seal candidates with advisors
	<p>Student Evaluation: Feb-May</p> <ul style="list-style-type: none"> Advisors monitor students' progress and prepare for presentations Hold student presentations
	<p>Ordering of the Seal Image: May</p> <ul style="list-style-type: none"> Submit online Seal Request Form (by May 31)
	<p>Celebrating students' achievement: June</p> <ul style="list-style-type: none"> Recognize student achievements Use SIRS code 9312 to designate the Seal of Biliteracy on students' transcripts
	<p>Review data and processes: June-Aug</p> <ul style="list-style-type: none"> SBC members evaluate success and discuss

O V ' o o "

t u

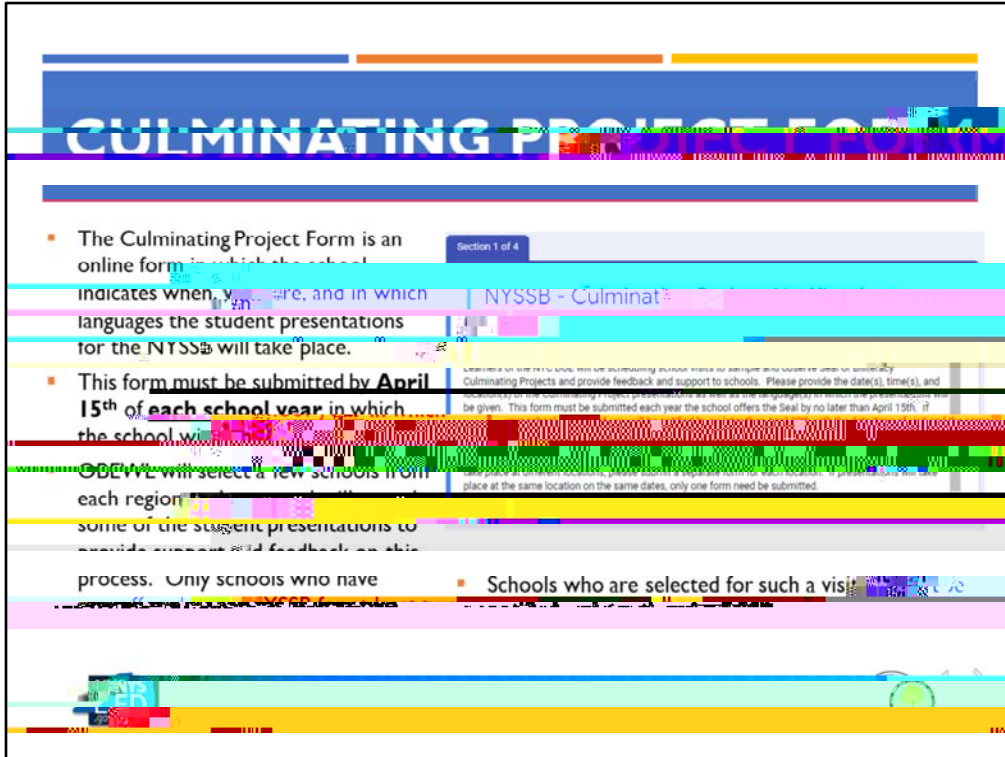
u U

[Stop the recording.]

SCHOOL NOTIFICATION FORM

- The School Notification Form is the form in which the school communicates its intention to offer the NYSSB in the current school year and provides a variety of data on the eligible students.
- This form must be submitted by **December 1st** of each school year in which the school will offer the NYSSB.
- Because a significant amount of data is needed for this online notification, please print out in order to gather the data prior to entering it on the online form.

- u o V 7 V' oo" V' oo"
- u December 1st each school year V' oo"
- " o "#
- u \"- ‡ O



- u # h 7 V' oo"
- u April 1 5^h each school year
- \"- ‡ O V' oo"
- o

END OF YEAR EVALUATION FORM

The End of Year Evaluation Form is a spreadsheet on which schools will enter the information of students who are successful in the criteria to earn the NYSEP.

Once completed, this Excel spreadsheet should be emailed to OBEWLDOCSUBMIT@nysed.gov. OBEW will not accept PDF's of this form.

This form is recommended to be submitted by **Monday, July 31st** of each school year. If a school wishes to offer the NYSEP along with the Seal of Quality, the school should submit the form by the same deadline.

Once the data is entered, the user should save the spreadsheet as a PDF and email it to the appropriate email address.

- u = () 7 A

SCHOOL NOTIFICATION FORM

NYSSB - School Notification Form

There are four required forms for schools wishing to offer the New York State Seal of Biliteracy which all must be submitted via online forms:

- (1) School Notification form
- (2) Culminating Project Notification form (deadline: April 15th)
- (3) Seal Request form (deadline: May 31st)
- (4) End-of-Year Data form (deadline: May 31st)

This School Notification Form is to be used by New York State (NYS) schools to notify the New York State Education Department (NYSED) of their intent to offer the NYSS Seal of biliteracy (NYSSB). This form must be submitted in each year that the school intends to offer the Seal by no later than December 1st. In the past, this was a document that was emailed to the Office of Bilingual Education and World Languages. Starting in the 2019-20 school year, submissions of this form will be made online.

It is recommended that schools identify the data that needs to be collected before attempting to fill out the online form. The template form can be downloaded at:

<https://www.nysed.gov/world-languages/new-york-state-seal-biliteracy-nyssb>

In addition to submitting the form, schools must also submit the following:

For any questions regarding the School Notification Form, any of other forms, or the Seal of Biliteracy program, please contact Candace Black (candace.black@nysed.gov) or call (518) 473-7505.

NYSSB SUBGROUPS

- **Current ELLs** (those currently in an ENL program)
- **Former / Ever-ELLs** (those who have successfully exited an ENL program)
- **Never-ELLs*** who have pursued or are pursuing a postsecondary education
- **Homeless**

*Never-ELLs are those students who have not been identified as ELLs at any point in their K-12 education.

7

Current ELLs
and
Former / Ever-ELLs

Never-ELLs are those students who have not been identified as ELLs at any point in their K-12 education.

Homeless

@ = 0 7

\ Former / Ever ELLs
-VO u

K -OO

\ Never ELLs whose home language is English h
‡ O

=

o

Our final subgroup is Never ELLs whose home language is English h
and u

- O O

u

‡ O - V O



0 V " o o "

-

CRITERION 2E

Present a culminating project, scholarly essay or portfolio in a World Language that meets the criteria for speaking and writing.

Reflection

Checkpoint C World Language course at that could count as

World Language:

h † 0
u # # † 0 @
o "
u @ =
† 0

ASSESSMENT	MINIMUM SCORE
Advanced Placement Examination	4
International Baccalaureate	Standard level - 5 Higher level - 4
Standard-Based Measurement of Proficiency	C
(Diplomas of Spanish as a Foreign Language) Cervantes Institute of NYC Spanish	
AAPFL - The ACTFL Assessment of Performance toward Proficiency in Languages	I-5
The ACTFL Oral Proficiency Interview	Intermediate High
The ACTFL Oral Proficiency Interview computer test	Students should take exams in modalities (speaking, listening and writing) as available in that target language to qualify for Checkpoint C
The ACTFL Writing Proficiency Test	
The ACTFL Reading Proficiency Test	
The ACTFL Listening Proficiency Test	
The ACTFL Latin Interpretive Reading Assessment	I-4
American Council on the Teaching of Foreign Languages Interview	

u # #

)

o

o h o O o

O o

)

CHECKPOINT ASSESSMENTS

ASSESSMENT	
AP - Advanced Placement	
IB - International Baccalaureate	
STAMP4S - Standard Based Measurement of Proficiency	6
DELE - Diplomas of Spanish	
AAPPL - The ACTFL Assessment of Performance toward Proficiency in Languages	1-5
OPI - The ACTFL Oral Proficiency Interview	Intermediate High
OPIc - The ACTFL Oral Proficiency Interview by Computer	In this section students should take
WPI/HP - The ACTFL Writing Proficiency Interview/Writing Proficiency Exam	
RPT - The ACTFL Reading Proficiency Test	
IPTE - The ACTFL Intermediate Proficiency Test in English	
ALIPA - The ACTFL Latin Interactive Reading Assessment	

7

#

#

U

O

#

O

SEAL OF BILITERACY

- a World Language Teacher,
- an English Language Arts (ELA) teacher,
- an English to Speakers of Other Languages (ESOL) teacher,
- a School Counselor, and
- an Administrator.

u 'o ' " # ' o" #

‡ ' O u
- ' O u
- ' o \ ' O -o\O'u
o #

V 'u
O @
-o\O 'o" # @ -oo
-o\O 'o" #



u

o" #


V' oo"

o" #

V' oo"

CLOSURE TASKS

List some of the criteria that a student could meet to earn the NYSSB.

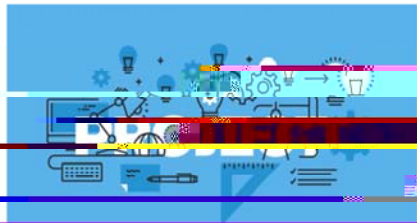


u "O" V' ∞"

[Stop the recording.]

CLOSURE TASKS

Give an exam project for English as a Second Language based on criteria 1E or 2E



u 8 t 0

[Stop the recording.]



u "V \ " - ‡ 0 " V' ∞"

[Stop the recording.]

REVISITING THE OBJECTIVES

- ✓ Give an overview of the NYSSB to a prospective administrator or community member.
- ✓ Provide a reason why schools should consider creating an NYSSB program.
- ✓ Explain some of the criteria that a school should use to determine if it is ready to create an NYSSB.
- ✓ Explain the basic timeline.

QUESTIONS?

Further questions can be emailed to candace.black@nysed.gov or your local RBERN representative.

h
7

ACTION ITEMS



Before the next Module meeting please do the following:

1. Inform your direct supervisor (e.g., principal, school administrator, etc.)
2. Confirm with your supervisor the date and time for the NYSSB in the current year.
3. Investigate possibility of giving a brief presentation on the NYSSB to the Board of Education.
4. Identify and recruit potential participants (e.g., Teachers, ELL Teachers, EFL Teachers, School Community, etc.)
5. Request data needed (e.g., names/IDs and languages spoken).
6. Fill out the [School Notification Form Template](#) (bring to Module 2).
7. Bring a copy of an actual district NYSSB agenda (to verify the size of the agenda will fit).
