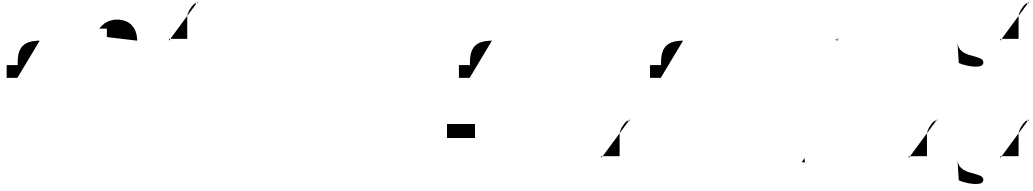




2022

6




THE UNIVERSITY OF THE STATE OF NEW YORK
Regents of The University

LESTER W. YOUNG, JR., Chancellor, B.S., M.S., Ed.D. Beecher

Table of Contents

Introduction	1
STEP ONE:	
Check Your Paper-Based Testing Materials	2
Security	2
Authentic Material	3
Anti-Spoofing	3
Smart Card Authentication	3
Watermarking	4
Security	4
Integrity	4
Privacy	4
Availability	4
STEP TWO:	
Plan Your Paper-Based Testing Schedule.....	5
Exam Schedule	5
Attending a Session	7
Attending a Session	7
Attending a Session	7
STEP THREE:	
Prepare Your Paper-Based Testing Room	8
STEP FOUR:	
Prepare Your Students.....	9
Security	



Introduction

he 2022 yrae 3-8 li h a a e Ar t e e a h e r r m a r
he 2022 yrae 6-8 li h a a e Ar t e e a h e r r m a r
he 2022 yrae 6-8 li h a a e Ar t e e a h e r r m a r

he 2022 yrae 6-8 li h a a e Ar t e e a h e r r m a r
he 2022 yrae 6-8 li h a a e Ar t e e a h e r r m a r
he 2022 yrae 6-8 li h a a e Ar t e e a h e r r m a r

rall h e e r a e e a h e i t m l i e - h i e (1- i) a h r t e e (2- i) e i
a a e e e - e (4- i) e i .

h m l i e - h i e e i i l l e r h i e , e h i h i h e r e t a e r . S t e i t
e r h e r e e a e a r a e a e r h e e h e h r - a e e e - e e e i t e i e
t e i t t i e t i h e i r t t e t . S t e i t r i e h e i r a e r t t e e

B l l i h e i e l i e i h i m e t h e l e e h a h e e i a l i , e l i a e , a e i a e
r a l l t e t . A e r e i t t h e l r a i e h e m a t t r i a l a t h e e i h e e .



STEP ONE

Check Your Paper-Based Testing Materials

— Prohibited Materials —

Students are prohibited from bringing any materials, including but not limited to, cell phones, calculators, electronic devices, or any other materials that may be used to cheat on the test.

All students are prohibited from bringing cell phones and certain other personal electronic devices into a classroom or other location where a State test is being administered. Test proctors and school officials shall retain the right to collect and hold any prohibited personal electronic devices prior to the start of the test administration.

All students are prohibited from bringing any materials, including but not limited to, cell phones, calculators, electronic devices, or any other materials that may be used to cheat on the test.



E

wa a i a h l i l i ri a e ma e e i e e a e a e m e r e h a a i e
 al a i m r m h e a . a i a i i h i h h e a e t h e t e i e a e e , h e r i i a l
 h a l l a h r i t i e r r h e t i m m e i a e l . . i i t i e , h e t e h l e e t e r
 e r i i r i t h e e m e r e . h e , h e r a e e m e a e l , a l l h e t e t h e
 e e a r i m e t m e e h e t l l i h e e t a r i e e r t h e i r m a e h l e
 e t m a i l r a t S A . (S e e h e e i e r i t r e l a r i e a / r i a m i t r a i i h e
School Administrator's Manual.)

C

D t e r m i t t e t h a t h a a e m t h a r e , a r h e t e t h a t a r h e r a e m t i l l
 e l i t h e e r m i a i t t h e i r e t t e e a r , m e h e t e t t a h e r l a i . . h e e t a i l
 t e a e m t t a i r i e i r m a i , i h e r i i a l i m m e i a e l a e r m i a e h e t e t
 t t . A t t h e t t i t h e e t e i , a l l e t h e a i m t e e r e t h e r i i a l .

L

a t e e m e i l l r i a e i h e e t h e t e h l e e e i l h e t e t i
 e l l e h t i e . h e h e t e t e l l e t h t m e e h e e (a l a t h e t i r
 m a e - e r i h a t e e) , h e t e t m a e i e h e e m a i i t a r t h e e t h e r
 a m i i e e e i t h e t h l a l t e a m i i e e t a r i h e e i e t a l t a
 h e e t r m a e - e r i h a t e e . h e a t e t i a i a a r t a l l m e e e i
 h e e t h a t t e t m t e l e l e r i e h a t h e t t a t e i l m e e
 e t t h e t t

P

P r r m t i r l a e e r i i a l l a r h e r m r i h e a m i i r a i e a h e i h e e t
 e t e h a t t e t a e e r i h e i r e e t e t e i t t h e r e r m a e r a t i h e
 t r e r l a e . h i e i r l a i a r t h e r m , r t r h l m a e e h a t e a e e r i t
 h e i r e e t i h e m l i t e - h i e e t i S e i t 1 h e i r a e r h e e t a t h e i r t e -
 e e i S e i 2 i h e i r e t e t . S e t a e e r h e i r m l i t e - h i e e e i
 h e i r e t e t . h e l a e r e t a t t e t h e e r 504 l a a l l r i e t t a e r
 a e r r m h e e t t e a a t e r h e e t r t r h l a l i t t e i t h e h a e
 e t e r m e a t e r l a t r h a e a r e e m e t h a e i r e t r h e a m e m l i t e - h i e
 e t i . e e r , r r m a m m e t t a t e h e r e t e r i i e
 a a e r r r h l t e h e i r e r t a l m m i a i t e i e r i h e e t e a
 e m e r e i a t a r i e .

M

i r r i i a l i m m e i a e l i a e i h e e t i a m i i e e i m r e l . w a m e
 m i a m i i r a i i l e h e l l i : e r m i i t h e e h a e a h r i e e i a m m a i
 r l (r e a m e , a i j a r) a e a l i t h e r e t a a r e a m i i r a i (r
 e a m e , h e a i) . (S e e h e e i e r i t r e l a r i e a / r i a m i i r a i i h e
School Administrator's Manual.)

STEP TWO Plan Your Paper-Based Testing Schedule

The first step in creating a testing schedule is to determine the number of tests you will administer. See page 1 for information on the number of tests you can administer. The next step is to determine the time you will have available for testing. Plan to allow at least 15 minutes for each test, plus time for setup and cleanup.

The State 2022 English Language Arts Test is a computer-based test. It is designed to measure students' knowledge and skills in English Language Arts. The test is divided into two sections: Reading and Writing. The Reading section consists of 35 multiple-choice questions. The Writing section consists of 6 short-answer questions and 1 extended-response question. The test is administered in two sessions: Session 1 and Session 2. The test is administered in a secure testing environment. The test is administered in a secure testing environment. The test is administered in a secure testing environment.

The test is administered in a secure testing environment. The test is administered in a secure testing environment. The test is administered in a secure testing environment. The test is administered in a secure testing environment. The test is administered in a secure testing environment. The test is administered in a secure testing environment. The test is administered in a secure testing environment. The test is administered in a secure testing environment. The test is administered in a secure testing environment. The test is administered in a secure testing environment.

2022 Grade 6 English Language Arts Paper-Based Test

Day 1, Session 1	Reading: 35 multiple-choice questions (Students record their answers on the answer sheet.)
Day 2, Session 2	Writing: 6 short-answer questions and 1 extended-response question (Students answer directly on their answer sheet.)

2022 Grade 7 English Language Arts Paper-Based Test

Day 1, Session 1	Reading: 35 multiple-choice questions (Students record their answers on the answer sheet.)
Day 2, Session 2	Writing: 7 short-answer questions and 1 extended-response question (Students answer directly on their answer sheet.)

2022 Grade 8 English Language Arts Paper-Based Test

Day 1, Session 1	Reading: 35 multiple-choice questions (Students record their answers on the answer sheet.)
Day 2, Session 2	Writing: 7 short-answer questions and 1 extended-response question (Students answer directly on their answer sheet.)

Section A - 504 Plan IEP 504 Plan

General, the individual may receive individual accommodations in his or her
individualized Education Program (IEP) or 504 Plan (504 Plan) for the
2022-2023 school year. The 2022-2023 Individualized Education Program (IEP) or
504 Plan will be developed by the appropriate personnel, including the
504 Plan coordinator, and will be developed in accordance with the
School Administrator's Manual.

To Read

Below are the accommodations for the 504 Plan individualized
Education Program (IEP) or 504 Plan. See the Individualized
Education Program (IEP) or 504 Plan accommodations in the
Testing Accommodations for Students with Disabilities Guidance Document (<https://www.pearsoned.com/resources/individualized-education-program-2018.html>).

Section A - 504 Plan

Students may not have the ability to read or write. In addition, students
may have difficulty with any of the following accommodations for the
2022-2023 school year.

Note: All accommodations are in accordance with the 504 Plan.

Use of Scales, Tables, Records

The accommodations for the 504 Plan for the 2022-2023 school year
are as follows: the accommodations are in accordance with the
Individualized Education Program (IEP) or 504 Plan. The
accommodations for the 504 Plan are in accordance with the
Individualized Education Program (IEP) or 504 Plan. The
accommodations for the 504 Plan are in accordance with the
Individualized Education Program (IEP) or 504 Plan.
School Administrator's Manual.

Section B - 504 Plan IEP 504 Plan

Below are the accommodations for the 504 Plan individualized
Education Program (IEP) or 504 Plan. See the Individualized
Education Program (IEP) or 504 Plan accommodations in the
Testing Accommodations for Students with Disabilities Guidance Document (<https://www.pearsoned.com/resources/individualized-education-program-2018.html>).

Section A - 504 Plan

Below are the accommodations for the 504 Plan individualized
Education Program (IEP) or 504 Plan. See the Individualized
Education Program (IEP) or 504 Plan accommodations in the
School Administrator's Manual.

STEP THREE

Prepare Your Paper-Based Testing Room

Place the instructional material.
Provide a copy of the test material.
Place the instructional material. All the test material is placed in the test room.
Place the instructional material. All the test material is placed in the test room.
Place the instructional material. All the test material is placed in the test room.
Place the instructional material. All the test material is placed in the test room.
Place the instructional material. All the test material is placed in the test room.
Place the instructional material. All the test material is placed in the test room.

STEP FOUR Prepare Your Students

... t e t a r a h t e t i i a e l a e , i j e a .
... lai ha he r e a i h e e t i t i h i h e t h a e e e m a e e
a h i h t t e r h e e t m e t
P i t t h a m e e j m a e m e i i l h a h e r a h a t r t e - e e
e t t , a r j a l e i m a e i e . r a e a m t j a e t r t e t t t r h h i r
e t r t
B e e t e e r a h e i e i , h m a r a e r h e i r m l i e - h i e a e r
h e e t , a h e e a h t e r h r - a e t e e - e a t e r i t h e t t e t .
A i t t e m i h e - a i r e e , e a e l t i a e r e l i e h i t r l e h a t
i i d e a a t e r t h e l e l i m i a e a e r t h i e . P t t a i t t e t i h a e t t e t .
... r a e t e t a e m a l l e i . e l l h e m t e a e a h e i a e l l a m a e
h e i r e t t t t e r i t e a h e .

... Preparation

h i e m e a m i i e e e r a a r i j . l l h e i e i a e l l . h e a m e e t
a m i i t a i t r e e e m t e e i h a l l t e t h a t a l i t l i a e r a r m
h e e t t t . e h a t t e l l i e j i t e t h e t t m a r h e i r a e r e . , r s e i 1 ,
a e r r m l i e - h i e t e t m t e m a r e a r e i i r e h e a e r h e e t n o t i
h e t t e t .

STEP FIVE Prepare Paper-Based Testing Materials

A. ... B. ... D. ...

r e a h e i r l a , e r i h a t h a e h e r e t e e a e r h e e t i l l
h a e e a t e r h e e t r e a h t e t t e e t h s e i t 1 .
... h e e i e e a e r h e e t r a t e y a r e i h e a l i a e i r e i h e
e m r a h i e i t h e e e r i a t e r h e e t r h a t t e t

SAY You may not keep your cell phone or any of these items with you, or near you, including in your pockets, backpack, desk, etc. If you keep a cell phone or any of these items with you, your examination will be invalidated and you will get no score. Is there anyone who needs to give me any of these items now?

This is your last opportunity to do so before the test begins.

Repeat list of devices. Pick up devices from students and return them after testing.

SAY You will be taking the 2022 Grade 6 English Language Arts Test. There are two sessions for this test. Today, you will answer the questions in Session 1. You will answer the questions in Session 2 tomorrow.

Today, you will read some passages and answer questions about what you have read. You must mark your answers on your answer sheet by darkening the circle for the letter that matches your answer for each question. You will have as much time as you need today to answer the questions.

Distribute an answer sheet to each student. If answer sheets are precoded, make sure each student receives the correct answer sheet.

SAY This is the answer sheet you will use during today's test session. Look at your answer sheet and make sure you are on page 1. The page number is indicated in the upper right-hand corner of the answer sheet.

When marking answers on your answer sheet, you must darken the circle for the letter that matches your answer for each question.

Be sure to use only a No. 2 pencil. You may not use a pen or highlighter on your answer sheet. When you darken the circles, make heavy black marks.

If you make a mistake, erase it completely.

Make no stray marks on the answer sheet.

Do not make any marks on the back of your answer sheet.

Are there any questions about how to darken the circles on your answer sheet?

Pause for questions. When you are confident that all students understand how to use the answer sheet, distribute a Session 1 booklet to each student.

SAY This is your Session 1 booklet. Do not open your test booklet until I tell you to do so.

Look at the cover of your test booklet. Make sure it says "2022 English Language Arts Test Session 1" and "Grade 6." If you do not have the correct booklet, please raise your hand and I will give you the correct one.

Find the word "Name" at the top of the cover. Write your first and last name on the blank line.

Check to make sure each student has written their name on the front cover of the test booklet.

SAY All of your answers must be marked on your answer sheet. You may, however, make notes, highlight, or underline in your test booklet as you read.

Are there any questions?

Pause for questions. When you are confident that all students understand the directions,

SAY Now, open your test booklet and look at the page opposite page 1.

Check that all students are looking at the correct page.

SAY Look at the shaded box. Please follow along while I read what is in the box.

Your answer sheet has a section labeled "SESSION 1 Form" located above the area in which you will place your responses to the test questions. Find this area on your answer sheet now.

Pause as students find the area on their answer sheet. When you are certain that all students have located the correct area,

SAY Darken the circles to indicate the letter and the number of the form you are using. Your test booklet will show you which form to fill in on your answer sheet. Please darken the circles on your answer sheet as shown below.

Are there any questions?

Pause for questions, then circulate around the room and verify that each student has filled in the correct form.

SAY Now, look at page 1 in your test booklet. Please read along silently as I read the Tips for Taking the Test aloud to you.

Read the Tips for Taking the Test aloud as the students follow along.

SAY Here are some suggestions to help you do your best:

Be sure to read all the directions carefully.

Most questions will make sense only when you read the whole passage. You may read the passage more than once to answer a question. When a question includes a quotation from a passage, be sure to keep in mind what you learned from reading the whole passage. You may need to review both the quotation and the passage in order to answer the question correctly.

Read each question carefully and think about the answer before making your choice.

SAY Are there any questions?

Pause for questions. When you are confident that all students understand the Tips for Taking the Test,

SAY When you see the words **GO ON** at the bottom of a test booklet page, go on to the next page. When you come to the word **STOP**, you have reached the end of Session 1. You may go back and check your work. When you are finished please place your answer sheet inside the front cover of your test booklet and close your test booklet.

Are there any questions?

Pause for questions. When you are confident that all students understand how to take the test,

SAY You must work independently, and you may not speak with each other while the test is being administered.

Now, please turn to page 2 and begin.

Make sure that students are on the correct page and are darkening the circles on the answer sheet

Grade 6 English Language Arts Test, Session 2

Make sure you have a copy of the Session 2 booklet.

Make sure each student has a No. 2 pencil. Students may **not** use pens. Students may be permitted to use highlighters when taking this test. You must, however, monitor student use of highlighters to ensure that they are not being used by students to write their responses to questions or in a way that obscures their responses to questions.

Do **not** distribute any answer sheets; students will write all answers directly in their test booklets.

Students are **not** to be given scratch paper. Only the responses in their test booklets will be scored.

At the beginning of the test administration, proctors must read the following statement to all students taking State tests:

SAY You cannot have any personal communications device, including a cell phone, with you during this test or during any breaks, such as a restroom visit. Such devices include, but are not limited to:

Cell phones

iPods and MP3 players

iPads, tablets, and other eReaders

Laptops, notebooks, or any other personal computing devices

Cameras, other photographic equipment, and personal scanning devices

Wearable devices/smart wearables, including smart watches and health wearables with a display

Headphones, headsets, or in-ear headphones such as earbuds, and

Any other device capable of recording audio, photographic, or video content, or capable of viewing or playing back such content, or sending/receiving text, audio, or video messages

If you brought any of these items to the building today, and have not already stored it in your locker or turned it over to me, a test monitor, or school official, you must give it to me now. You may not keep your cell phone or any of these items with you, or near you, including in your pockets, backpack, desk, etc. If you keep a cell phone or any of these items with you, your examination will be invalidated and you will get no score. Is there anyone who needs to give me any of these items now?

This is your last opportunity to do so before the test begins.

Repeat list of devices. Pick up devices from students and return them after testing.

SAY Today, you will be taking the 2022 Grade 6 English Language Arts Test, Session 2. You will read the passages carefully and answer questions about what you have read. You must write your answers directly in your test booklet. Only the responses written in your test booklet will be scored. You will have as much time as you need today to answer the questions.

SAY Use only a No. 2 pencil. You may not use a pen.

Are there any questions?

Pause for questions. When you are confident that all students understand the instructions, distribute a Session 2 booklet to each student. If earlier today the student identification labels were affixed to the back covers of the student test booklets, make sure each student receives the correct test booklet.

SAY This is your Session 2 booklet. Do not open your test booklet until I tell you to do so.

Look at the cover of your test booklet. Make sure it says “2022 English Language Arts Test Session 2” and “Grade 6.” If you do not have the correct booklet, please raise your hand and I will give you the correct one.

Find the word “Name” at the top of the cover. Write your first and last name on the blank line.

Check to make sure each student has written their name on the front cover of the test booklet.

SAY Now, open your test booklet and look at page 1. You will see Tips for Taking the Test.

Check that all students are looking at the correct page.

SAY Please read along silently as I read the Tips for Taking the Test aloud to you.

Read the Tips for Taking the Test aloud as the students follow along.

SAY Here are some suggestions to help you do your best:

Be sure to read all the directions carefully.

Most questions will make sense only when you read the whole passage. You may read the passage more than once to answer a question. When a question includes a quotation from a passage, be sure to keep in mind what you learned from reading the whole passage. You may need to reread the st

SAY Are there any questions?

Pause for questions. When you are confident that all students understand the Tips for Taking the Test,

SAY Read the passages and answer the questions. All of your answers must be written in the Session 2 booklet.

If you need more space to continue or complete an answer, you may use any available blank space in the Session 2 booklet. Please make sure to clearly note and label the continuation of your answer. Also make sure that you are not using space that has been provided for another question. Remember to write complete and thorough answers and include details and examples from each passage.

When you see the words GO ON at the bottom of a test booklet page, go on to the next page. When you come to the word STOP, you have reached the end of this test. You may go back and check your work. When you are finished please close your test booklet.

Are there any questions?

Pause for questions. When you are confident that all students understand how to take the test,

SAY You must work independently, and you may not speak with each other while the test is being administered.

Now, please turn to page 2 and begin.

Students should remain quietly at their desks when they finish the test. The proctor may collect the test materials either as students complete the test or when most of the students have finished.

Students who finish the test before other students should check their work. Once the student checks their work, or chooses not to, test materials may be collected by the proctor. After a student's test materials are collected, that student may be permitted to read silently. This privilege is granted at the discretion of each school. No talking and no other schoolwork is permitted. Once all students complete the test, you may end the session.

Given that the Spring 2022 tests have no time limits, schools and districts have the discretion to create their own approach to ensure that all students who are productively working are given the time they need to continue to take the tests within the confines of the regular school day.

If the test is administered in a large-group setting, school administrators may prefer to allow students to hand in their test materials as they finish and then leave the room. If so, take care that students leave the room as quietly as possible so as not to disturb the students who are still working on the test.

Follow security procedures established by your principal or school administrator for returning secure test materials.

STEP SIX

Administer the 2022 Grade 7 English Language Arts Paper-Based Test

*Please read these directions carefully before administering the test. When you administer the test, the directions you are to read aloud are preceded by **SAY**. Read all directions to students at a moderate, steady pace. The italicized instructions to teachers should **not** be read aloud.*

G, 7, D, 1, 1

Make sure you have a copy of the Session 1 booklet.

*Make sure each student has a No. 2 pencil. Students may **not** use pens. Students may be permitted to use highlighters when taking this test. You must, however, monitor student use of highlighters to ensure that they are not being used by students to record their responses to questions or in a way that obscures their responses to questions.*

*Students are **not** to be given scratch paper.*

Students will be recording the answers to the multiple-choice questions in Session 1 on the front side of their answer sheet. Only the responses on the students' answer sheets will be scored.

At the beginning of the test administration, proctors must read the following statement to all students taking State tests:

SAY You cannot have any personal communications device, including a cell phone, with you during this test or during any breaks, such as a restroom visit. Such devices include, but are not limited to:

Cell phones

iPods and MP3 players

iPads, tablets, and other eReaders

Laptops, notebooks, or any other personal computing devices

Cameras, other photographic equipment, and personal scanning devices

Wearable devices/smart wearables, including smart watches and health wearables with a display

Headphones, headsets, or in-ear headphones such as earbuds, and

Any other device capable of recording audio, photographic, or video content, or capable of viewing or playing back such content, or sending/receiving text, audio, or video messages

If you brought any of these items to the building today, and have not already stored it in your locker or turned it over to me, a test monitor, or school official, you must give it to me now.

SAY You may not keep your cell phone or any of these items with you, or near you, including in your pockets, backpack, desk, etc. If you keep a cell phone or any of these items with you, your examination will be invalidated and you will get no score. Is there anyone who needs to give me any of these items now?

This is your last opportunity to do so before the test begins.

Repeat list of devices. Pick up devices from students and return them after testing.

SAY You will be taking the 2022 Grade 7 English Language Arts Test. There are two sessions for this test. Today, you will answer the questions in Session 1. You will answer the questions in Session 2 tomorrow.

Today, you will read some passages and answer questions about what you have read. You must mark your answers on your answer sheet by darkening the circle for the letter that matches your answer for each question. You will have as much time as you need today to answer the questions.

Distribute an answer sheet to each student. If answer sheets are precoded, make sure each student receives the correct answer sheet.

SAY This is the answer sheet you will use during today's test session. Look at your answer sheet and make sure you are on page 1. The page number is indicated in the upper right-hand corner of the answer sheet.

When marking answers on your answer sheet, you must darken the circle for the letter that matches your answer for each question.

Be sure to use only a No. 2 pencil. You may not use a pen or highlighter on your answer sheet. When you darken the circles, make heavy black marks.

If you make a mistake, erase it completely.

Make no stray marks on the answer sheet.

Do not make any marks on the back of your answer sheet.

Are there any questions about how to darken the circles on your answer sheet?

Pause for questions. When you are confident that all students understand how to use the answer sheet, distribute a Session 1 booklet to each student.

SAY This is your Session 1 booklet. Do not open your test booklet until I tell you to do so.

Look at the cover of your test booklet. Make sure it says "2022 English Language Arts Test Session 1" and "Grade 7." If you do not have the correct booklet, please raise your hand and I will give you the correct one.

Find the word "Name" at the top of the cover. Write your first and last name on the blank line.

Check to make sure each student has written their name on the front cover of the test booklet.

SAY All of your answers must be marked on your answer sheet. You may, however, make notes, highlight, or underline in your test booklet as you read.

Are there any questions?

Pause for questions. When you are confident that all students understand the directions,

SAY Now, open your test booklet and look at the page opposite page 1.

Check that all students are looking at the correct page.

SAY Look at the shaded box. Please follow along while I read what is in the box.

Your answer sheet has a section labeled "SESSION 1 Form" located above the area in which you will place your responses to the test questions. Find this area on your answer sheet now.

Pause as students find the area on their answer sheet. When you are certain that all students have located the correct area,

SAY Darken the circles to indicate the letter and the number of the form you are using. Your test booklet will show you which form to fill in on your answer sheet. Please darken the circles on your answer sheet as shown below.

Are there any questions?

Pause for questions, then circulate around the room and verify that each student has filled in the correct form.

SAY Now, look at page 1 in your test booklet. Please read along silently as I read the Tips for Taking the Test aloud to you.

Read the Tips for Taking the Test aloud as the students follow along.

SAY Here are some suggestions to help you do your best:

Be sure to read all the directions carefully.

Most questions will make sense only when you read the whole passage. You may read the passage more than once to answer a question. When a question includes a quotation from a passage, be sure to keep in mind what you learned from reading the whole passage. You may need to review both the quotation and the passage in order to answer the question correctly.

Read each question carefully and think about the answer before making your choice.

SAY Are there any questions?

Pause for questions. When you are confident that all students understand the Tips for Taking the Test,

SAY When you see the words **GO ON** at the bottom of a test booklet page, go on to the next page. When you come to the word **STOP**, you have reached the end of Session 1. You may go back and check your work. When you are finished please place your answer sheet inside the front cover of your test booklet and close your test booklet.

Are there any questions?

Pause for questions. When you are confident that all students understand how to take the test,

SAY You must work independently, and you may not speak with each other while the test is

Grade 7, District 52, Session 2

Make sure you have a copy of the Session 2 booklet.

Make sure each student has a No. 2 pencil. Students may **not** use pens. Students may be permitted to use highlighters when taking this test. You must, however, monitor student use of highlighters to ensure that they are not being used by students to write their responses to questions or in a way that obscures their responses to questions.

Do **not** distribute any answer sheets; students will write all answers directly in their test booklets.

Students are **not** to be given scratch paper. Only the responses in their test booklets will be scored.

At the beginning of the test administration, proctors must read the following statement to all students taking State tests:

SAY Y

SAY Use only a No. 2 pencil. You may not use a pen.

Are there any questions?

Pause for questions. When you are confident that all students understand the instructions, distribute a Session 2 booklet to each student. If earlier today the student identification labels were affixed to the back covers of the student test booklets, make sure each student receives the correct test booklet.

SAY This is your Session 2 booklet. Do not open your test booklet until I tell you to do so.

Look at the cover of your test booklet. Make sure it says “2022 English Language Arts

SAY Are there any questions?

Pause for questions. When you are confident that all students understand the Tips for Taking the Test,

SAY Read the passages and answer the questions. All of your answers must be written in the Session 2 booklet.

If you need more space to continue or complete an answer, you may use any available blank space in the Session 2 booklet. Please make sure to clearly note and label the continuation of your answer. Also make sure that you are not using space that has been provided for another question. Remember to write complete and thorough answers and include details and examples from each passage.

When you see the words GO ON at the bottom of a test booklet page, go on to the next page. When you come to the word STOP, you have reached the end of this test. You may go back and check your work. When you are finished please close your test booklet.

SAY Are there any questions?

Pause for questions. When you are confident that all students understand how to take the test,

SAY You must work independently, and you may not speak with each other while the test is being administered.

Now, please turn to page 2 and begin.

Students should remain quietly at their desks when they finish the test. The proctor may collect the test booklets. Do not speak to students either before or after the test. Do not give any hints or feedback. Do not discuss the test with students. Do not give any feedback to students. Do not discuss the test with students. Do not give any feedback to students. Do not discuss the test with students. Do not give any feedback to students.

STEP SIX

Administer the 2022 Grade 8 English Language Arts Paper-Based Test

*Please read these directions carefully before administering the test. When you administer the test, the directions you are to read aloud are preceded by **SAY**. Read all directions to students at a moderate, steady pace. The italicized instructions to teachers should **not** be read aloud.*

G, 8 & D, 1, 1

Make sure you have a copy of the Session 1 booklet.

*Make sure each student has a No. 2 pencil. Students may **not** use pens. Students may be permitted to use highlighters when taking this test. You must, however, monitor student use of highlighters to ensure that they are not being used by students to record their responses to questions or in a way that obscures their responses to questions.*

*Students are **not** to be given scratch paper.*

Students will be recording the answers to the multiple-choice questions in Session 1 on the front side of their answer sheet. Only the responses on the students' answer sheets will be scored.

At the beginning of the test administration, proctors must read the following statement to all students taking State tests:

SAY You cannot have any personal communications device, including a cell phone, with you during this test or during any breaks, such as a restroom visit. Such devices include, but are not limited to:

Cell phones

iPods and MP3 players

iPads, tablets, and other eReaders

Laptops, notebooks, or any other personal computing devices

Cameras, other photographic equipment, and personal scanning devices

Wearable devices/smart wearables, including smart watches and health wearables with a display

Headphones, headsets, or in-ear headphones such as earbuds, and

Any other device capable of recording audio, photographic, or video content, or capable of viewing or playing back such content, or sending/receiving text, audio, or video messages

If you brought any of these items to the building today, and have not already stored it in your locker or turned it over to me, a test monitor, or school official, you must give it to me now.

SAY You may not keep your cell phone or any of these items with you, or near you, including in your pockets, backpack, desk, etc. If you keep a cell phone or any of these items with you, your examination will be invalidated and you will get no score. Is there anyone who needs to give me any of these items now?

This is your last opportunity to do so before the test begins.

Repeat list of devices. Pick up devices from students and return them after testing.

SAY You will be taking the 2022 Grade 8 English Language Arts Test. There are two sessions for this test. Today, you will answer the questions in Session 1. You will answer the questions in Session 2 tomorrow.

Today, you will read some passages and answer questions about what you have read. You must mark your answers on your answer sheet by darkening the circle for the letter that matches your answer for each question. You will have as much time as you need today to answer the questions.

Distribute an answer sheet to each student. If answer sheets are precoded, make sure each student receives the correct answer sheet.

SAY This is the answer sheet you will use during today's test session. Look at your answer sheet and make sure you are on page 1. The page number is indicated in the upper right-hand corner of the answer sheet.

When marking answers on your answer sheet, you must darken the circle for the letter that matches your answer for each question.

Be sure to use only a No. 2 pencil. You may not use a pen or highlighter on your answer sheet. When you darken the circles, make heavy black marks.

If you make a mistake, erase it completely.

Make no stray marks on the answer sheet.

Do not make any marks on the back of your answer sheet.

Are there any questions about how to darken the circles on your answer sheet?

Pause for questions. When you are confident that all students understand how to use the answer sheet, distribute a Session 1 booklet to each student.

SAY This is your Session 1 booklet. Do not open your test booklet until I tell you to do so.

Look at the cover of your test booklet. Make sure it says "2022 English Language Arts Test Session 1" and "Grade 8." If you do not have the correct booklet, please raise your hand.

SAY All of your answers must be marked on your answer sheet. You may, however, make notes, highlight, or underline in your test booklet as you read.

Are there any questions?

Pause for questions. When you are confident that all students understand the directions,

SAY Now, open your test booklet and look at the page opposite page 1.

Check that all students are looking at the correct page.


SAY Look at the shaded box. Please follow along while I read what is in the box.

Your answer sheet has a section labeled "SESSION 1 Form" located above the area in which you will place your responses to the test questions. Find this area on your answer sheet now.

Pause as students find the area on their answer sheet. When you are certain that all students have located the correct area,

SAY Darken the circles to indicate the letter and the number of the form you are using. Your test booklet will show you which form to fill in on your answer sheet. Please darken the circles on your answer sheet as shown below.

Are there any questions?



SAY Are there any questions?

Pause for questions. When you are confident that all students understand the Tips for Taking the Test,

SAY When you see the words GO ON at the bottom of a test booklet page, go on to the next page. When you come to the word STOP, you have reached the end of Session 1. You may go back and check your work. When you are finished please place your answer sheet inside the front cover of your test booklet and close your test booklet.

Are there any questions?

Pause for questions. When you are confident that all students understand how to take the test,

SAY You must work independently, and you may not speak with each other while the test is being administered.

Now, please turn to page 2 and begin.

Make sure that students are on the correct page and are darkening the circles on the answer sheet appropriately by making their marks heavy and dark with a No. 2 pencil.

Students should remain quietly at their desks when they finish the test. The proctor may collect the test materials either as students complete the test or when most of the students have finished. When collecting the test materials, make sure each student's answer sheet has been inserted into their test booklet.

Students who finish the test before other students should check their work. Once the student checks their work, or chooses not to, test materials may be collected by the proctor. After a student's test materials are collected, that student may be permitted to read silently. This privilege is granted at the discretion of each school. No talking and no other schoolwork is permitted. Once all students complete the test, you may end the session.

Given that the Spring 2022 tests have no time limits, schools and districts have the discretion to create their own approach to ensure that all students who are productively working are given the time they need to continue to take the tests within the confines of the regular school day.

Grade 8 English Language Arts Test, Session 2

Make sure you have a copy of the Session 2 booklet.

Make sure each student has a No. 2 pencil. Students may **not** use pens. Students may be permitted to use highlighters when taking this test. You must, however, monitor student use of highlighters to ensure that they are not being used by students to write their responses to questions or in a way that obscures their responses to questions.

Do **not** distribute any answer sheets; students will write all answers directly in their test booklets.

Students are **not** to be given scratch paper. Only the responses in their test booklets will be scored.

At the beginning of the test administration, proctors must read the following statement to all students taking State tests:

SAY You cannot have any personal communications device, including a cell phone, with you during this test or during any breaks, such as a restroom visit. Such devices include, but are not limited to:

Cell phones

iPods and MP3 players

iPads, tablets, and other eReaders

Laptops, notebooks, or any other personal computing devices

Cameras, other photographic equipment, and personal scanning devices

Wearable devices/smart wearables, including smart watches and health wearables with a display

Headphones, headsets, or in-ear headphones such as earbuds, and

Any other device capable of recording audio, photographic, or video content, or capable of viewing or playing back such content, or sending/receiving text, audio, or video messages

If you brought any of these items to the building today, and have not already stored it in your locker or turned it over to me, a test monitor, or school official, you must give it to me now. You may not keep your cell phone or any of these items with you, or near you, including in your pockets, backpack, desk, etc. If you keep a cell phone or any of these items with you, your examination will be invalidated and you will get no score. Is there anyone who needs to give me any of these items now?

This is your last opportunity to do so before the test begins.

Repeat list of devices. Pick up devices from students and return them after testing.

SAY Today, you will be taking the 2022 Grade 8 English Language Arts Test, Session 2. You will read the passages carefully and answer questions about what you have read. You must write your answers directly in your test booklet. Only the responses written in your test booklet will be scored. You will have as much time as you need today to answer the questions.

SAY Use only a No. 2 pencil. You may not use a pen.

Are there any questions?

Pause for questions. When you are confident that all students understand the instructions, distribute a Session 2 booklet to each student. If earlier today the student identification labels were affixed to the back covers of the student test booklets, make sure each student receives the correct test booklet.

SAY This is your Session 2 booklet. Do not open your test booklet until I tell you to do so.

Look at the cover of your test booklet. Make sure it says “2022 English Language Arts Test Session 2” and “Grade 8.” If you do not have the correct booklet, please raise your hand and I will give you the correct one.

Find the word “Name” at the top of the cover. Write your first and last name on the blank line.

Check to make sure each student has written their name on the front cover of the test booklet.

SAY Now, open your test booklet and look at page 1. You will see Tips for Taking the Test.

Check that all students are looking at the correct page.

SAY Please read along silently as I read the Tips for Taking the Test aloud to you.

Read the Tips for Taking the Test aloud as the students follow along.

SAY Here are some suggestions to help you do your best:

Be sure to read all the directions carefully.

Most questions will make sense only when you read the whole passage. You may read the passage more than once to answer a question. When a question includes a quotation from a passage, be sure to keep in mind what you learned from reading the whole passage. You may need to review both the quotation and the passage in order to answer the question correctly.

Read each question carefully and think about the answer before writing your response.

In writing your responses, be sure to

- z clearly organize your writing and express what you have learned;**
- z accurately and completely answer the questions being asked;**
- z support your responses with examples or details from the text; and**
- z write in complete sentences using correct spelling, grammar, capitalization, and punctuation.**

For the last question in this test book, you may plan your writing on the Planning Page provided, but do NOT write your final answer on this Planning Page. Writing on this Planning Page will NOT count toward your final score. Write your final answer on the lined response pages provided.


SAY Are there any questions?

Pause for questions. When you are confident that all students understand the Tips for Taking the Test,

SAY Read the passages and answer the questions. All of your answers must be written in the Session 2 booklet.

If you need more space to continue or complete an answer, you may use any available blank space in the Session 2 booklet. Please make sure to clearly note and label the continuation of your answer. Also make sure that you are not using space that has been provided for another question. Remember to write complete and thorough answers and include details and examples from each passage.

When you see the words GO ON at the bottom of a test booklet page, go on to the next



**2022 Grades 6–8
English Language Arts
Paper-Based Tests
Teacher's Directions
March 29–31, 2022**

